

# Linc MCPTT - Monitoring Talk Groups



# Selecting Groups to Monitor

With Linc MCPTT, monitoring multiple talk groups is easy. Follow these steps to monitor up to 7 groups at a time.



From the Groups tab in your app, Scroll to your desired group



From the Groups tab in your app, Scroll to your desired group. Touch the Group name.



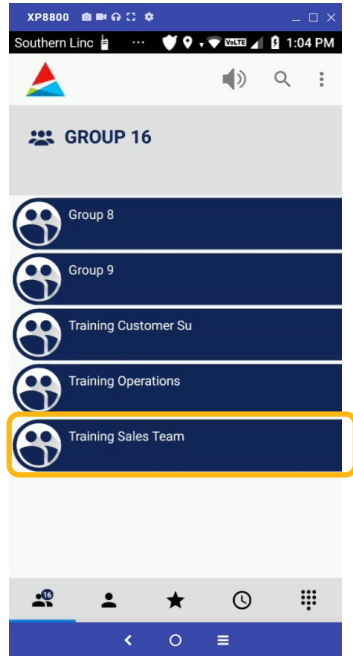
The Subnav bar will appear. Touch "Connect" to begin monitoring the Group. It will turn blue indicating that you are monitoring the Group.



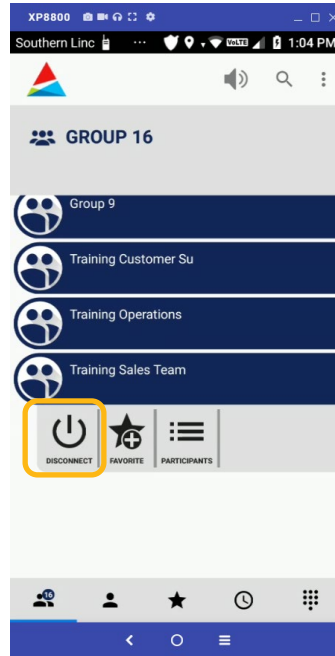
Touch the Group again to close the Subnav.

# Stop monitoring a Talk Group

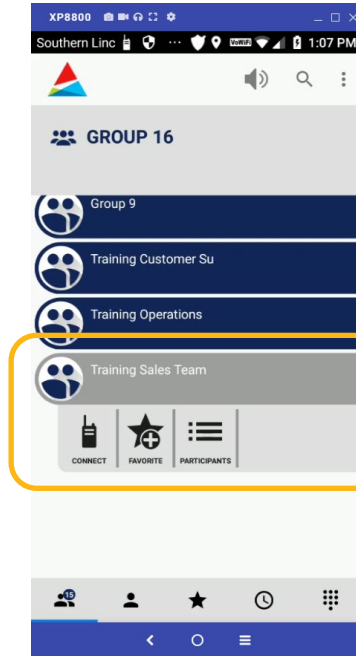
Follow these steps to stop monitoring a group in Linc MCPTT:



From the Groups tab in your app, Scroll to your desired group and touch the listing.



The Subnav bar will open. Touch "Disconnect" to stop monitoring the Talk Group.



The Group will turn Gray to indicate that you are not following it. Touch the Group again to close the Subnav bar.