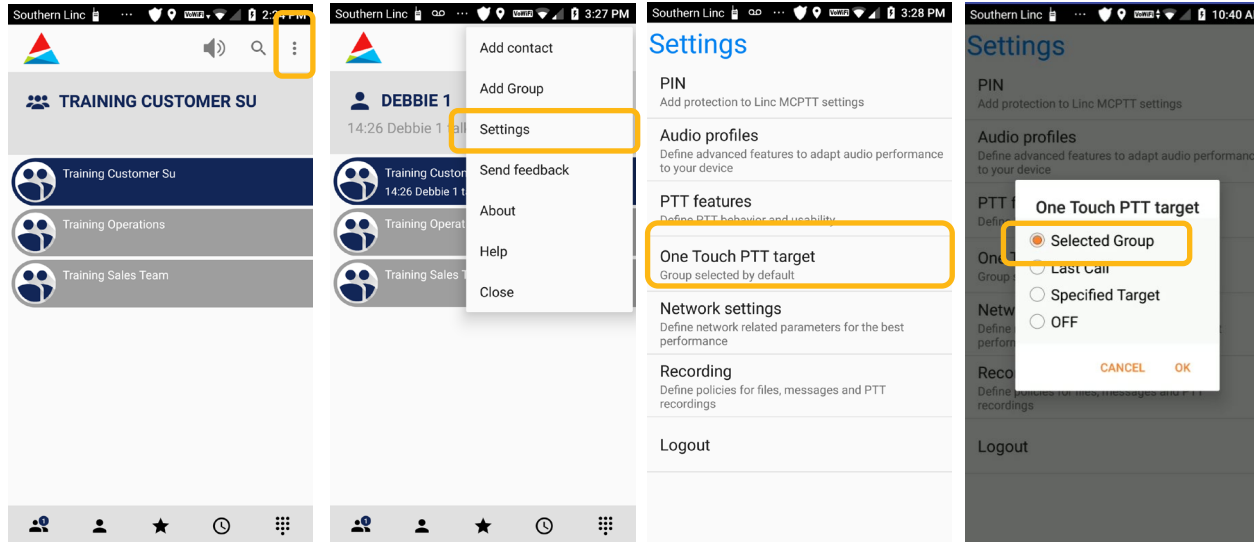


Linc MCPTT – One Touch PTT Settings



One Touch PTT Settings - Group

One Touch PTT lets you automatically begin talking with a Group or Contact whenever you press the dedicated PTT button on your phone, when your device screen is off or your device screen is locked. Your phone must be turned on and the Linc MCPTT app must be active on your phone for this feature to work. There are four options for this feature – you can select a group to talk with, you can select your last call, a specific person, known as a Target, or you can turn the feature OFF.



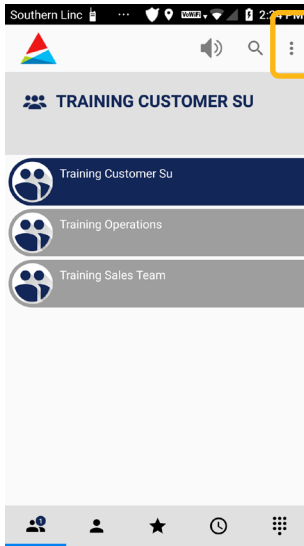
To set up or turn off One Touch PTT, touch the 3 dot menu icon at the top of the MCPTT app

Touch Settings from the dropdown menu

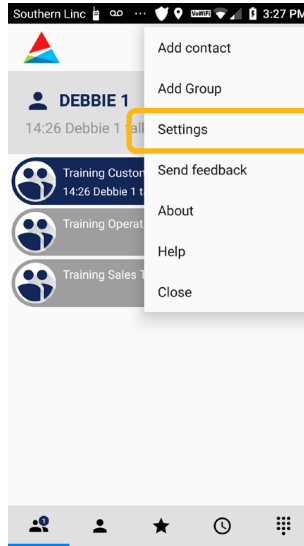
Touch One Touch PTT Target

To select a Group, touch "Selected Group" The radio button will turn orange. The "Selected Group" is the last/previous Group that the user selected.

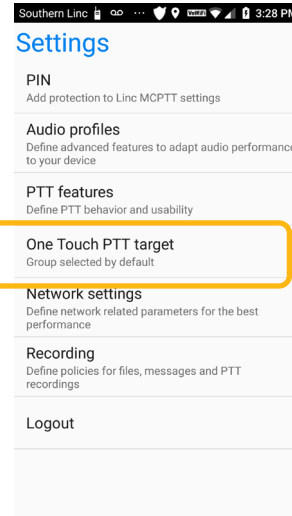
One Touch PTT Settings – Last Call



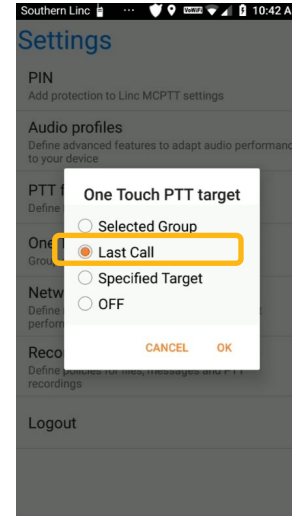
To set up or turn off One Touch PTT, touch the 3 dot menu icon at the top of the MCPTT app



Touch Settings from the dropdown menu

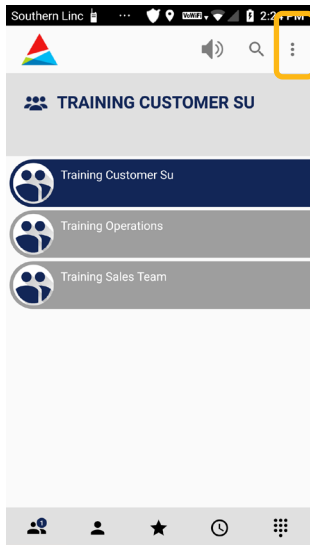


Touch One Touch PTT Target

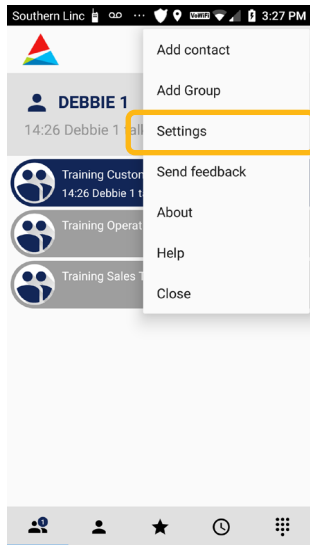


To select the last call made, touch "Last Call" The radio button will turn orange. Touch OK to save your setting or CANCEL to return to prior screen.

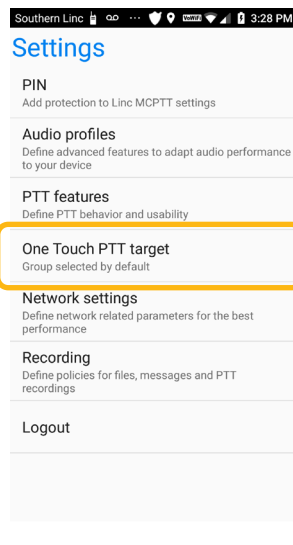
One Touch PTT Settings – Specified Target



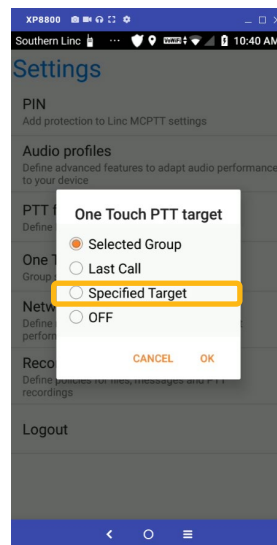
To set up or turn off One Touch PTT, touch the 3 dot menu icon at the top of the MCPTT app



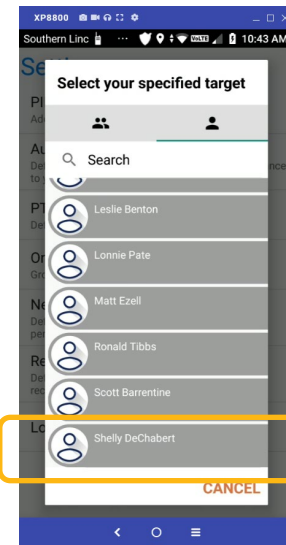
Touch Settings from the dropdown menu



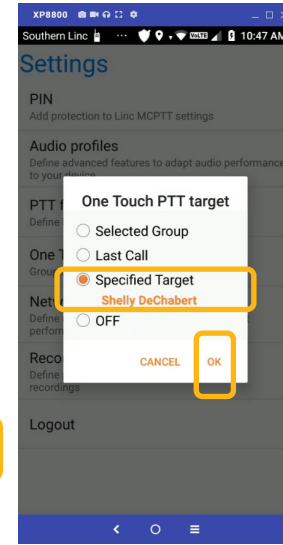
Touch One Touch PTT Target



To select a Specific Contact or Group, touch "Specified Target." The radio button will turn orange.

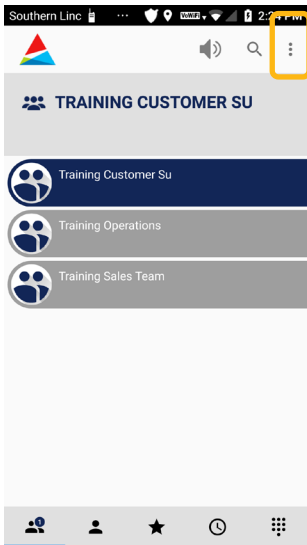


Scroll through the list of Contacts or Groups and touch your selection.

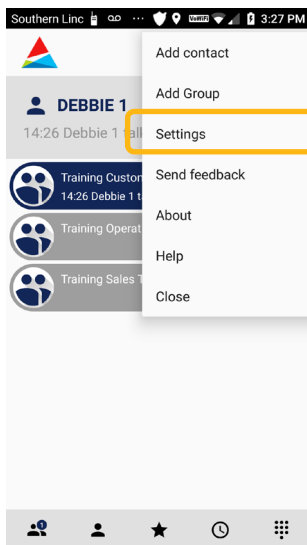


Your Contact Or Group name will show in this screen. Touch OK to accept the setting or CANCEL return to the prior screen.

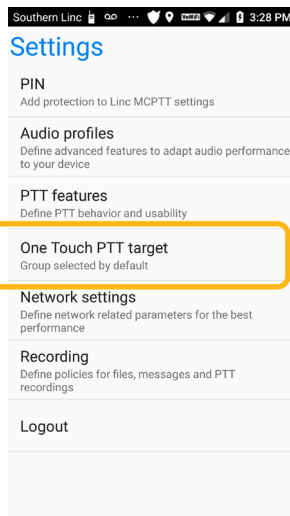
One Touch PTT Target Settings - OFF



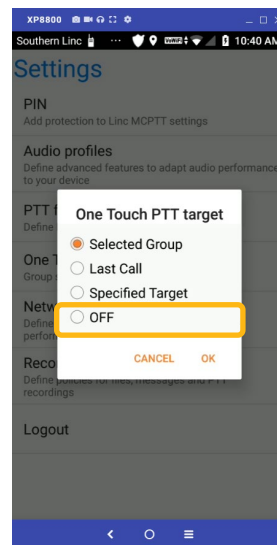
To set up or turn off One Touch PTT, touch the 3 dot menu icon at the top of the MCPTT app



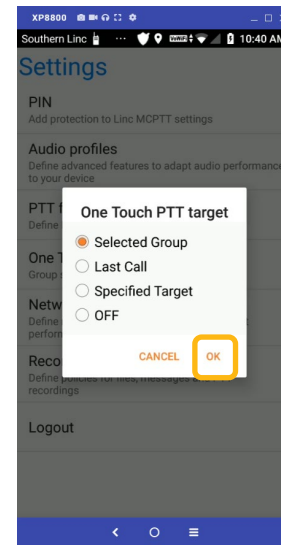
Touch Settings from the dropdown menu



Touch One Touch PTT Target



To turn One Touch PTT off, touch "OFF." The radio button will turn orange. When this feature is OFF, pressing the PTT call button will not initiate a call when the screen is off or device is locked.



Touch OK to accept the setting or CANCEL return to the Selection screen.